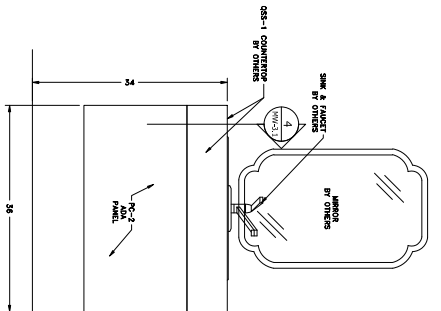
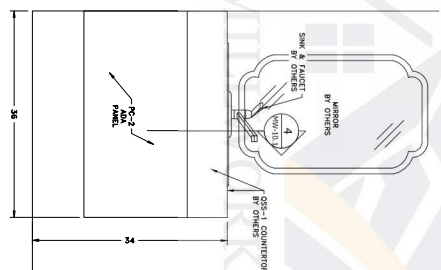


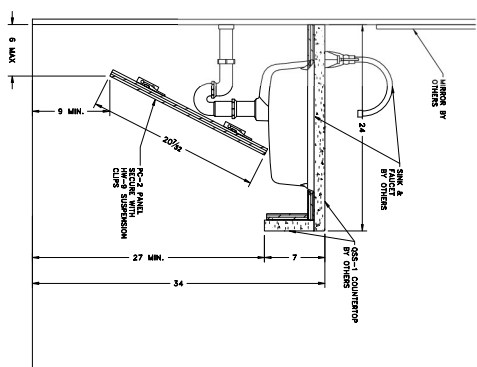
1 PLAN-RESTROOM A109 & RESTROOM A110
 SCALE: 1"=1' REF. ARCH. 51/1-101



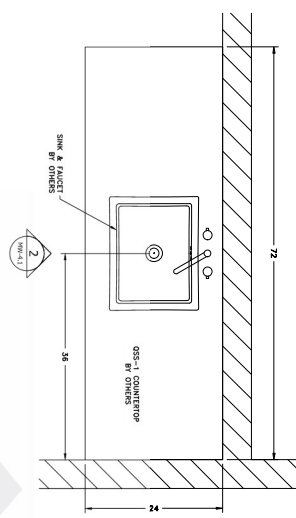
2 ELEVATION-RESTROOM A109
 SCALE: 1"=1' REF. ARCH. 52/1-811



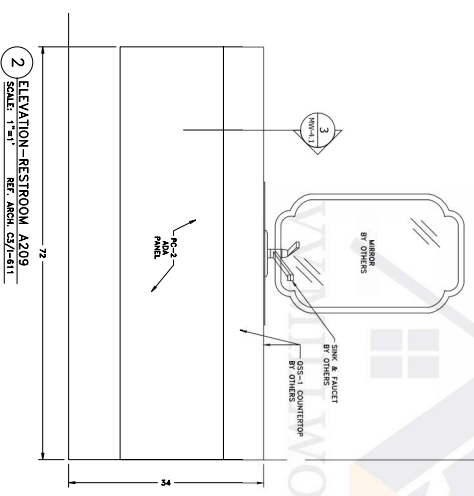
3 ELEVATION-RESTROOM A110
 SCALE: 1"=1' REF. ARCH. 52/1-811



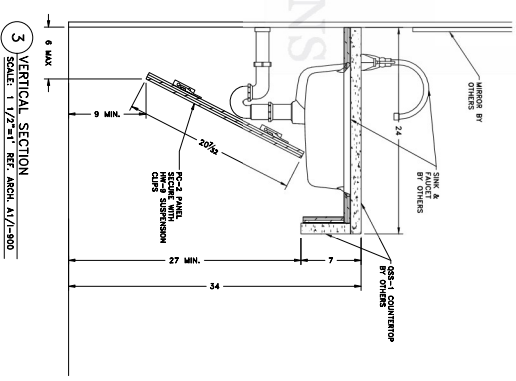
4 VERTICAL SECTION
 SCALE: 1 1/2"=1' REF. ARCH. A1/1-200



1 PLAN-RESTROOM A209
 SCALE: 1"=1' REF. ARCH. DA/1-102



2 ELEVATION-RESTROOM A209
 SCALE: 1"=1' REF. ARCH. CA/1-811



3 VERTICAL SECTION
 SCALE: 1 1/2"=1' REF. ARCH. AI/1-800